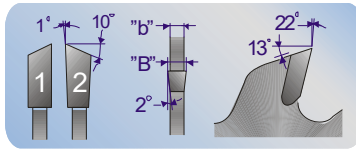




Ripping Blades

22BA39

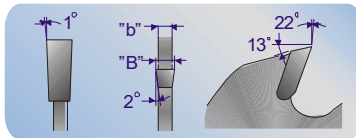
Ripping saw blade for solid wood



D	B	b	z	£
150/160	2.8	1.9	12	62.94
180	2.8	1.9	14	63.70
200	2.8	1.9	16	66.29
225	3.2	2.2	18	74.28
250	3.2	2.2	20	76.77
260/280	3.2	2.2	22	87.86
300	3.2	2.2	24	91.64
315	3.2	2.2	24	96.98
350	3.5	2.5	28	113.91
400	3.5	2.5	32	126.87
430	4.0	3.0	34	185.62
450	4.0	2.8	36	172.74
500	4.0	2.8	40	205.03
560	4.4	3.0	44	264.95
610	4.4	3.0	48	287.54
650	4.4	3.0	52	434.45
700	4.4	3.0	56	444.18
760	4.4	3.0	60	767.14

22AA39B2

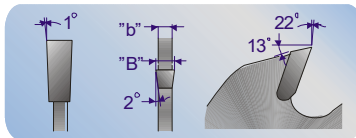
A more stable blade than the 22BA39. Can also be used as an outer blade.



D	B	b	z	£
180	3.2	2.2	14	88.57
200	3.2	2.2	16	98.20
225	3.5	2.5	18	111.96
250	3.5	2.5	20	122.83
280	3.5	2.5	22	131.30
300	3.5	2.5	24	131.30
350	4.0	2.8	28	152.05
400	4.0	2.8	32	171.72

22AA39T2

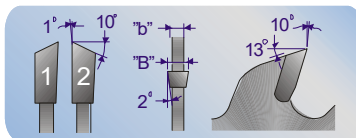
Similar design to 22AA39B2, but with a much thinner kerf.



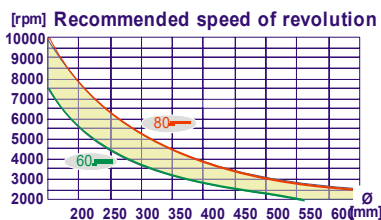
D	B	b	z	£
160	2.4	1.6	12	65.72
180	2.4	1.6	14	67.58
200	2.4	1.6	16	69.90
225	2.8	1.9	18	81.13
250	2.8	1.9	20	82.44
280	2.8	1.9	22	92.82
300	2.8	1.9	24	96.27
350	3.2	2.2	28	120.06
400	3.2	2.2	32	134.26
450	3.5	2.5	36	188.33

10BA30

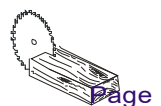
A ripping blade suitable for cross-cutting



D	B	b	z	£
400	3.5	2.5	40	146.06
450	4.0	2.8	44	185.93
500	4.0	2.8	50	229.32
550	4.4	3.0	56	291.52
610	4.4	3.0	60	306.83



wedex offer a wide range of sawblades for ripping both hard & soft wood. Alternate bevelled tooth design is recommended when ripping hard wood.

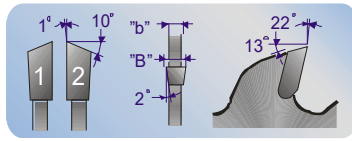




Ripping Blades

22BA30

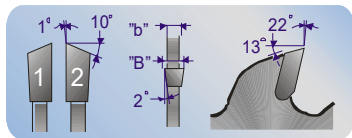
For ripping of hard & soft wood. Tooth shape BA is recommended for hard wood. Can also be used for multi-rip sawing of dry, planed wood.



D	B	b	z	£
180	2.8	1.9	18	67.03
200	2.8	1.9	20	69.18
225	3.2	2.2	22	83.13
240	3.2	2.2	24 _(AA)	83.13
250	3.2	2.2	24	83.13
280	3.2	2.2	28	91.26
300	3.2	2.2	30	95.33
315	3.2	2.2	30	100.39
330	3.5	2.5	32	121.50
350	3.5	2.5	36	121.50
400	3.5	2.5	40	146.06
450	4.0	2.8	44	185.93
500	4.0	2.8	50	229.32
560	4.4	3.0	56	291.52
610	4.4	3.0	60	306.83
650	4.4	3.0	64	535.40
700	4.4	3.0	72	550.85

22BA30T3

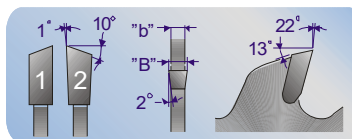
Rip-saw blade with extra small cutting width




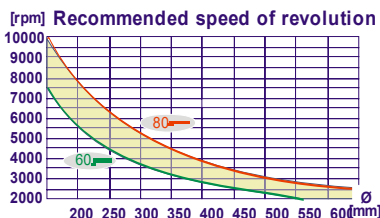
D	B	b	Z	£
160	2.0	1.3	16	73.06
180	2.0	1.3	18	74.74
200	2.0	1.3	20	76.48
225	2.4	1.6	22	90.47
250	2.4	1.6	24	93.75
280	2.4	1.6	28	110.54
300	2.4	1.6	30	110.54
350	2.8	1.9	36	133.02
400	2.8	1.9	40	160.46

22BA26

Rip-saw blade with a closer tooth pitch. Suitable for both hard and soft wood.



D	B	b	z	£
160	2.8	1.9	18	72.57
180	2.8	1.9	20	72.57
190/200	2.8	1.9	24	74.01
225	3.2	2.2	28	86.47
250	3.2	2.2	30	86.47
270	3.2	2.2	30	92.56
300	3.2	2.2	36	99.46
350	3.5	2.5	42	126.25
400	3.5	2.5	48	151.68
450	4.0	2.8	56	186.69
500	4.0	2.8	60	239.78
560	4.4	3.0	64	302.83
610	4.4	3.0	72	352.09
650	4.4	3.0	78	562.08
700	4.4	3.0	84	573.18



Swedex offer a wide range of saw-blades for ripping both hard & soft wood. Alternate bevelled tooth design is recommended when ripping hard wood.

