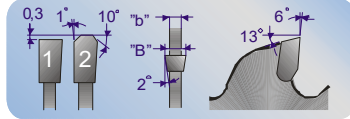


# Panel sizing blades for vertical saws

## 6EA10

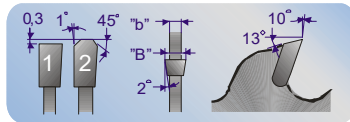
Panel sizing saw blade for vertical saws. Long life teeth and small tooth pitch.  
For panel sizing of laminated or non-laminated boards.



D	B	b	z	£
220	3.2	2.2	72	119.88
250	3.2	2.2	80	120.85
300	3.2	2.2	96	138.31
350	3.5	2.5	112	164.08

## 10EAXH16

Panel sizing saw blade for vertical saws. For panel sizing of laminated or varnished boards when a good finish is required. Hollow ground front



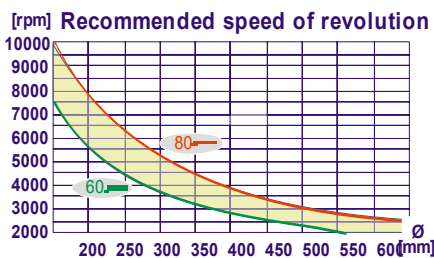
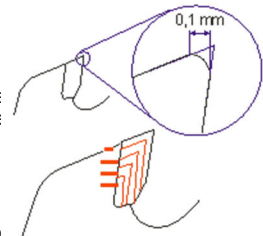
D	B	b	z	£
220	3.2	2.2	42	108.67
250	3.2	2.2	48	121.39
303	3.2	2.2	60	145.50
350	3.2	2.2	70	188.78
400	3.5	2.5	80	238.52
450	3.9	2.8	90	291.36
500	3.9	2.8	100	306.62

### BLADE FACT

A carbide tipped blade is a precision tool that requires careful maintenance to ensure a long service life and good performance throughout its life.

The blade must be re-sharpened at the right time, i.e. when the cut surface becomes unacceptable. This usually happens when the tip edge radius exceeds 0.1 mm or when the cutting edge becomes chipped. Normally a carbide tipped blade can be re-sharpened 20-25 times depending on the size of the carbide tips.

Clean the blade regularly to remove the coating of chips and resin that sticks to cutting edges, gullets and saw body. The coating increases the friction as well as the temperature and causes the blade to run hot and twist. The increased wear may in the worst case cause the blade to crack. We recommend the use of a good cleaning agent.



Blades for vertical panel sizing,  
g. Holz-Her, Striebig  
etc.  
For laminated or  
varnished boards.

