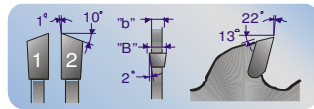


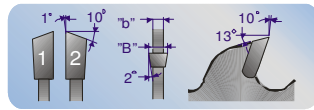
Edge banding , Nail resistant & Splitter/planers

22BA17



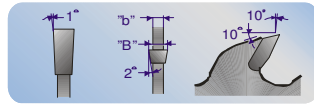
D	B	b	z	£
100	3.2	2.2	20	95.38
110	3.6	2.5	20	93.54

10BA15

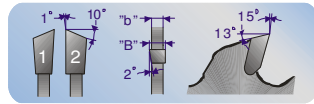


115	2.6	1.6	24	76.89
120	3.2	2.5	24	92.61
140	3.2	2.2	36	117.62
160	3.2	2.2	24	96.06

10AA19



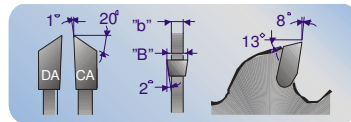
15BA12



15BA19

Blades for edge-banding. Non-handed

8CA/DA14

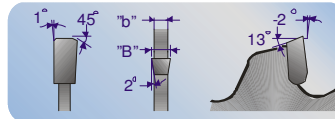


8CA/DA16

D	B	b	z	£
92	3.2	2.2	20	90.71
100	3.2	2.2	20	95.38

Blades for edge-banding. Handed. CA=right, DA=left

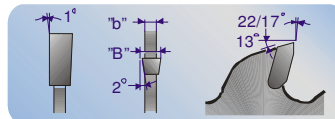
N2EE46



Special saw blades for use with low quality timber with metal inclusions etc.
Suitable for wooden pallets.

D	B	b	z	£
300	3.4	2.2	20	80.24
350	3.8	2.5	24	101.21
400	3.8	2.5	28	112.93
450	4.2	2.8	32	156.01
500	4.2	2.8	40	180.50

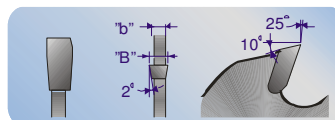
22/17AA15sp



A saw blade developed to split the material and leave a planed finish. For best results use with a hydrosleeve.
Max. cutting speed 100 m/min

D	B	b	z	£
180	3.5	2.5	38	151.87
200	3.5	2.5	42	169.72
225	3.5	2.5	48	186.10
250	3.5	2.5	54	239.27

25AA25BO



The teeth have facet ground sides which result in a very smooth cutting surface. Oxide coated with a maximum cutting depth of 50mm.

D	B	b	z	c	£
225	3.4	2.4	28	60	187.15
250	3.4	2.4	36	60	556.42

Feed Speed up to 150 m/min.

