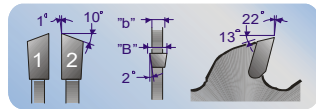


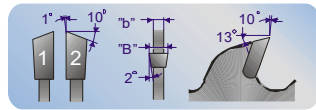
Edge banding , Nail resistant & Splitter/planers

22BA17

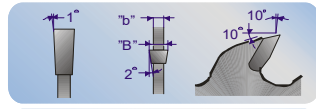


Blades for edge-banding. Non-handed

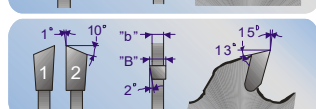
10BA15



10AA19



15BA12

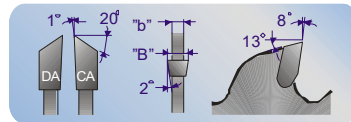


15BA19

D	B	b	z	£
100	3.2	2.2	20	104.83
110	3.6	2.5	20	102.81
115	2.6	1.6	24	84.51
120	3.2	2.5	24	101.78
140	3.2	2.2	36	129.28
160	3.2	2.2	24	105.58

8CA/DA14

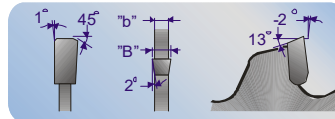
8CA/DA16



Blades for edge-banding. Handed. CA=right, DA=left

D	B	b	z	£
92	3.2	2.2	20	99.69
100	3.2	2.2	20	104.83

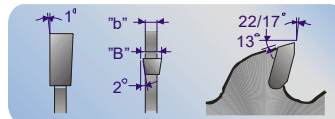
N2EE46



Special saw blades for use with low quality timber with metal inclusions etc.
Suitable for wooden pallets.

D	B	b	z	£
300	3.4	2.2	20	88.20
350	3.8	2.5	24	111.24
400	3.8	2.5	28	124.13
450	4.2	2.8	32	171.46
500	4.2	2.8	36	198.39

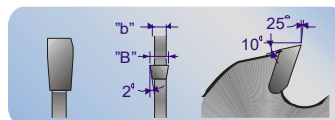
22/17AA15sp



A saw blade developed to split the material and leave a planed finish. For best results use with a hydrosleeve.
Max. cutting speed 100 m/min

D	B	b	z	£
180	3.5	2.5	38	166.92
200	3.5	2.5	42	186.53
225	3.5	2.5	48	204.54
250	3.5	2.5	54	262.98

25AA25BO



The teeth have facet ground sides which result in a very smooth cutting surface. Oxide coated with a

D	B	b	z	c	£
225	3.4	2.4	28	60	205.69
250	3.4	2.4	36	60	216.00

Feed Speed up to 150 m/min.

