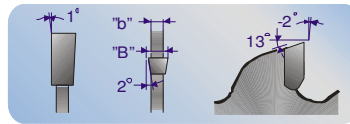


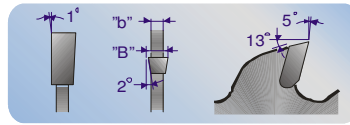
# Special blades for window/UPVC industry

N2AAM6 Elumatec  
N2AAM9 V-notch



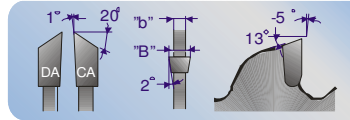
D	B	b	z	£
200	2.2	1.4	100	174.96
250	2.2	1.5	126	222.17
400	4.0	3.2	146	266.27

5AAM8 V-notch  
as above



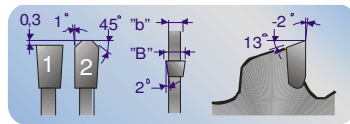
D	B	b	z	£
254	3.4	2.6	100	217.92

N5CA/DA10 AND  
N5CA/DA15 Trim saw  
blades



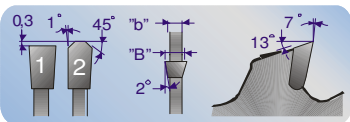
D	B	b	z	£
95	2.0	1.4	20	89.04
98	2.0	1.4	30	102.83
103	2.0	1.4	24	102.63
103	2.0	1.4	42	107.38
113.4	2.25	1.4	30	112.51

N2EAM8 Haffner  
machines



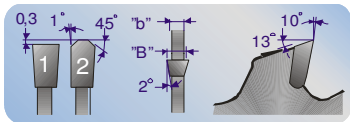
D	B	b	z	£
175	2.1	1.3	68	131.76
180	2.1	1.3	70	131.76

7EAM19sp Emmegi  
machines



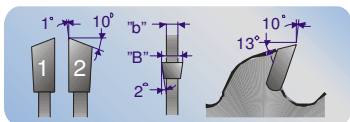
D	B	b	z	£
650	5.0	4.4	108	794.22

10EAM24 Bombastic  
machines



D	B	b	z	£
500	4.4	3.9	66	299.30

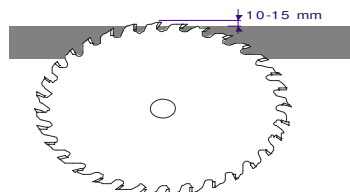
10BA10 Janser m/c  
c/sunk bore



D	B	b	z	£
160	1.6	2.0	48	96.60

## BLADE FACT

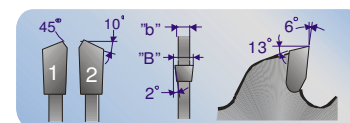
When cutting plastics the saw blade should be placed about 10-15 mm above the material.



For thin, hard plastics we recommend alternately beveled teeth with chamfer (BAE).



6BAE10 For Corian &  
N5BAE10 Hard plastics



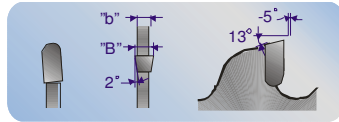
D	B	b	z	£
300	3.2	2.2	96	119.06
350	3.5	2.5	112	146.26

For N5BAE10 hook angle should be -5°\*



# Radius tip blades for the window industry

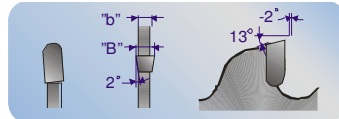
## N5AAR25



D	B	b	z	£
180	5.0	4.0	24	239.69
200	5.0	4.0	24	250.71
250	5.0	4.0	32	286.40
250	5.0	4.0	64	558.22

Full radius tips for Urban and Haffner corner cleaners

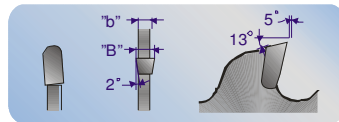
## N2AAMR10



D	B	b	z	£
230	3.2	2.4	72	276.21

Full radius tips for Elumatic corner cleaners etc.

## 5AAR27



D	B	b	z	£
170	4.5	3.1	20	498.10
190	4.5	3.1	22	522.04

The tips have radius corners for Rotox machines

## BLADE FACT

The steel used in our saw blades is of the highest quality. It is a spring steel hardened to give the saw body additional strength and stability.

The steel is laser cut and thereafter tempered to receive the correct hardness, depending on the application and use of the saw blade.

