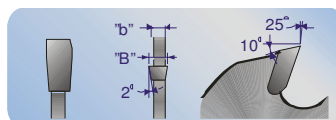




Saw blades for moulders

25AA25BO

The teeth have facet ground sides which result in a very smooth cutting surface. Oxide coated with a maximum cutting depth of 50mm.

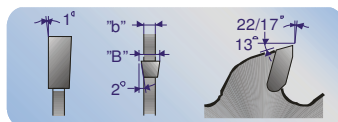


D	B	b	z	c	£
225	3.4	2.4	28	60	199.70
250	3.4	2.4	36	60	209.71

Feed Speed up to 150 m/min.

22/17AA15

The teeth have a special front grind (bevelled) for a better cutting results. Oxide coated with a maximum cutting depth of 30mm.

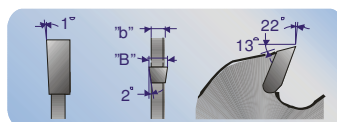


D	B	b	z	c	£
180	3.5	2.4	38	40/60	162.06
200	3.5	2.4	42	40/60	181.10
225	3.5	2.4	48	40/60	198.58
250	3.5	2.4	54	40/60	255.32

Feed Speed up to 150 m/min.

22AA19

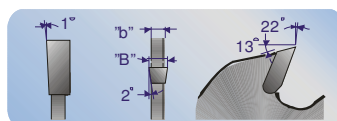
Ripping in moulders with normal surface requirements. Maximum cutting depth 30mm.



D	B	b	z	c	£
225	3.2	2.2	36	60	89.67
250	3.2	2.2	40	60	89.67

22AA26

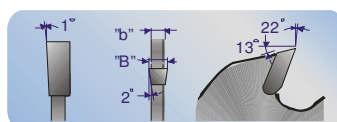
Ripping in moulders with normal surface requirements. Maximum cutting depth 50mm



D	B	b	z	c	£
225	3.2	2.2	28	60	79.95
250	3.2	2.2	30	60	79.95

22AA39

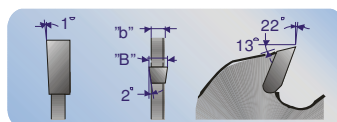
Ripping in moulders with lower feed speed



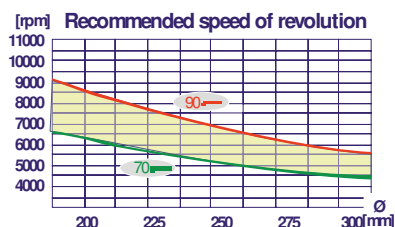
D	B	b	z	c	£
225	3.2	2.2	18	60	68.68
250	3.2	2.2	20	60	70.98

22AA39B2

Ripping in moulders with lower feed speed



D	B	b	z	c	£
225	3.5	2.5	18	60	103.52
250	3.5	2.5	20	60	103.52



Blades for moulders. Some of these blades are "oxide coated"

